


**MUNICIPIO DE COQUIMATLAN, COL.**  
Sistema Integral de Contabilidad Gubernamental  
**ESTADO ANALITICO DEL EJERCICIO DEL PRESUPUESTO DE EGRESOS**  
Clasificación Administrativa

**DEL 1 DE JULIO AL 31 DE JULIO DE 2023**

Análisis por: Clasificación Administrativa

Clave Presupuestaria	Descripción	Aprobado Jul-Jul	Ampliaciones / (Reducciones) Jul-Jul	Modificado Jul-Jul	DpC Jul-Jul	Devengado Jul-Jul	Pagado Jul-Jul	Subejercicio Jul-Jul
<b>01</b>	<b>REGIDORES</b>	<b>266,445.26</b>	<b>-4,550.00</b>	<b>261,895.26</b>	<b>0.00</b>	<b>261,895.26</b>	<b>261,295.26</b>	<b>0.00</b>
01 01	REGIDORES	266,445.26	-4,550.00	261,895.26	0.00	261,895.26	261,295.26	0.00
01 01 01	DESAPACHO DE REGIDORES	266,445.26	-4,550.00	261,895.26	0.00	261,895.26	261,295.26	0.00
<b>02</b>	<b>PRESIDENCIA MUNICIPAL</b>	<b>225,061.77</b>	<b>23,404.56</b>	<b>248,466.33</b>	<b>0.00</b>	<b>248,466.33</b>	<b>233,540.88</b>	<b>0.00</b>
02 01	PRESIDENCIA MUNICIPAL	225,061.77	23,404.56	248,466.33	0.00	248,466.33	233,540.88	0.00
02 01 01	DESAPACHO DE PRESIDENCIA	126,473.25	38,519.77	164,993.02	0.00	164,993.02	150,067.57	0.00
02 01 02	SECRETARIA PARTICULAR	98,588.52	-15,115.21	83,473.31	0.00	83,473.31	83,473.31	0.00
<b>03</b>	<b>SECRETARIA DEL H AYUNTAMIENTO</b>	<b>760,083.99</b>	<b>-38,834.39</b>	<b>721,249.60</b>	<b>0.00</b>	<b>721,249.60</b>	<b>706,020.72</b>	<b>0.00</b>
03 01	SECRETARIA DEL H AYUNTAMIENTO	760,083.99	-38,834.39	721,249.60	0.00	721,249.60	706,020.72	0.00
03 01 01	DESAPACHO DE SECRETARIA DEL H AYUNTAMIENTO	347,412.58	-23,130.81	324,281.77	0.00	324,281.77	305,052.89	0.00
03 01 02	DIRECCION DE ASUNTOS JURIDICOS	52,039.09	0.00	52,039.09	0.00	52,039.09	52,039.09	0.00
03 01 03	DIRECCION DE COMUNICACION SOCIAL	54,493.19	15,824.96	70,318.15	0.00	70,318.15	70,818.15	0.00
03 01 04	DIRECCION DE CULTURA	60,432.25	-8,882.67	51,549.58	0.00	51,549.58	51,549.58	0.00
03 01 05	DIRECCION DE DEPORTES	107,589.34	-2,802.81	104,786.53	0.00	104,786.53	108,286.53	0.00
03 01 08	JUNTA MUNICIPAL DE PUEBLO JUAREZ	120,517.54	-19,843.06	100,674.48	0.00	100,674.48	100,674.48	0.00
03 01 09	COMISARIAS MUNICIPALES	17,600.00	0.00	17,600.00	0.00	17,600.00	17,600.00	0.00
<b>04</b>	<b>OFICIALIA MAYOR</b>	<b>1,915,729.72</b>	<b>314,839.20</b>	<b>2,230,568.92</b>	<b>5,150.99</b>	<b>2,225,417.93</b>	<b>1,735,284.25</b>	<b>5,150.99</b>
04 01	OFICIALIA MAYOR	1,915,729.72	314,839.20	2,230,568.92	5,150.99	2,225,417.93	1,735,284.25	5,150.99
04 01 01	DESAPACHO DE OFICIALIA MAYOR	633,644.19	-26,610.25	607,033.94	5,150.99	601,882.95	605,721.41	5,150.99
04 01 03	DEPARTAMENTO DE RECURSOS HUMANOS	1,252,637.93	341,449.45	1,594,087.38	0.00	1,594,087.38	1,100,115.24	0.00
04 01 05	DEPARTAMENTO DE INFORMATICA	29,447.60	0.00	29,447.60	0.00	29,447.60	29,447.60	0.00
<b>05</b>	<b>TESORERIA MUNICIPAL</b>	<b>573,173.77</b>	<b>18,078.91</b>	<b>591,252.68</b>	<b>-2.32</b>	<b>591,255.00</b>	<b>584,526.20</b>	<b>-2.32</b>
05 01	TESORERIA MUNICIPAL	573,173.77	18,078.91	591,252.68	-2.32	591,255.00	584,526.20	-2.32
05 01 01	DESAPACHO DE TESORERIA MUNICIPAL	479,955.76	39,806.10	519,761.86	-2.32	519,764.18	513,035.38	-2.32
05 01 02	DIRECCION DE INGRESOS	20,002.44	0.00	20,002.44	0.00	20,002.44	20,002.44	0.00
05 01 03	DIRECCION DE EGRESOS Y CONTABILIDAD	40,776.51	-250.66	40,525.85	0.00	40,525.85	40,525.85	0.00
05 01 04	DIRECCION DE CATASTRO	32,439.06	-21,476.53	10,962.53	0.00	10,962.53	10,962.53	0.00
<b>06</b>	<b>CONTRALOR MUNICIPAL</b>	<b>26,758.24</b>	<b>-500.00</b>	<b>26,258.24</b>	<b>0.00</b>	<b>26,258.24</b>	<b>26,258.24</b>	<b>0.00</b>
06 01	CONTRALOR MUNICIPAL	26,758.24	-500.00	26,258.24	0.00	26,258.24	26,258.24	0.00
06 01 01	DESAPACHO DEL CONTRALOR MUNICIPAL	26,758.24	-500.00	26,258.24	0.00	26,258.24	26,258.24	0.00
<b>07</b>	<b>DIRECCION DE OBRAS PUBLICAS, DESARROLLO URBANO Y ECOLOGIA</b>	<b>210,937.00</b>	<b>-58,112.81</b>	<b>152,824.19</b>	<b>-</b>	<b>859,842.58</b>	<b>890,065.58</b>	<b>-</b>
07 01	DIRECCION DE OBRAS PUBLICAS, DESARROLLO URBANO Y ECOLOGIA	210,937.00	-58,112.81	152,824.19	-	859,842.58	890,065.58	-
07 01 01	DESAPACHO DE LA DIRECCION DE OBRAS PUBLICAS, DESARROLLO URBANO Y ECOLOGIA	210,937.00	-63,714.51	147,222.49	0.00	147,222.49	177,445.49	0.00
07 01 02	DEPARTAMENTO DE OBRAS PUBLICAS	0.00	5,601.70	5,601.70	-	712,620.09	712,620.09	-



**MUNICIPIO DE COQUIMATLAN, COL.**  
**Sistema Integral de Contabilidad Gubernamental**  
**ESTADO ANALITICO DEL EJERCICIO DEL PRESUPUESTO DE EGRESOS**  
 Clasificación Administrativa


**DEL 1 DE JULIO AL 31 DE JULIO DE 2023**

Análisis por: Clasificación Administrativa

Clave Presupuestaria	Descripción	Aprobado Jul-Jul	Ampliaciones / (Reducciones) Jul-Jul	Modificado Jul-Jul	DpC Jul-Jul	Devengado Jul-Jul	Pagado Jul-Jul	Subejercicio Jul-Jul
<b>08</b>	<b>DIRECCION DE SERVICIOS PUBLICOS</b>	<b>1,555,217.88</b>	<b>56,295.94</b>	<b>1,611,513.82</b>	<b>0.00</b>	<b>1,611,513.82</b>	<b>1,448,087.16</b>	<b>0.00</b>
08 01	DIRECCION DE SERVICIOS PUBLICOS	1,555,217.88	56,295.94	1,611,513.82	0.00	1,611,513.82	1,448,087.16	0.00
08 01 01	DESPACHO DE LA DIRECCION DE SERVICIOS PUBLICOS	1,536,379.34	38,875.59	1,575,254.93	0.00	1,575,254.93	1,411,828.27	0.00
08 01 03	DEPARTAMENTO DE PARQUES Y JARDINES	7,276.01	24,047.52	31,323.53	0.00	31,323.53	31,323.53	0.00
08 01 04	DEPARTAMENTO DE RASTRO MUNICIPAL	600.00	4,335.36	4,935.36	0.00	4,935.36	4,935.36	0.00
08 01 06	DEPARTAMENTO DE PANTEON	10,962.53	-10,962.53	0.00	0.00	0.00	0.00	0.00
<b>09</b>	<b>DIRECCION DE SEGURIDAD PUBLICA, TRANSITO Y VIALIDAD</b>	<b>1,412,308.40</b>	<b>-149,117.78</b>	<b>1,263,190.62</b>	<b>0.00</b>	<b>1,263,190.62</b>	<b>1,290,136.24</b>	<b>0.00</b>
09 01	DIRECCION DE SEGURIDAD PUBLICA, TRANSITO Y VIALIDAD	1,412,308.40	-149,117.78	1,263,190.62	0.00	1,263,190.62	1,290,136.24	0.00
09 01 01	SEGURIDAD PUBLICA, TRANSITO Y VIALIDAD	1,412,308.40	-149,117.78	1,263,190.62	0.00	1,263,190.62	1,290,136.24	0.00
<b>10</b>	<b>DIRECCION DE DESARROLLO MUNICIPAL</b>	<b>159,377.45</b>	<b>-9,226.89</b>	<b>150,150.56</b>	<b>0.00</b>	<b>150,150.56</b>	<b>150,150.56</b>	<b>0.00</b>
10 01	DIRECCION DE DESARROLLO MUNICIPAL	159,377.45	-9,226.89	150,150.56	0.00	150,150.56	150,150.56	0.00
10 01 01	DESPACHO DE LA DIRECCION DE DESARROLLO MUNICIPAL	59,261.80	-11,414.67	47,847.13	0.00	47,847.13	47,847.13	0.00
10 01 02	DEPARTAMENTO DE PLANEACION	90,106.99	2,187.78	92,294.77	0.00	92,294.77	92,294.77	0.00
10 01 04	DEPARTAMENTO DE DESARROLLO RURAL	10,008.66	0.00	10,008.66	0.00	10,008.66	10,008.66	0.00
<b>11</b>	<b>ORGANISMOS PUBLICOS DESCENTRALIZADOS</b>	<b>676,551.63</b>	<b>-27,441.69</b>	<b>649,109.94</b>	<b>0.00</b>	<b>649,109.94</b>	<b>710,360.94</b>	<b>0.00</b>
11 01	ORGANISMOS PUBLICOS DESCENTRALIZADOS	676,551.63	-27,441.69	649,109.94	0.00	649,109.94	710,360.94	0.00
11 01 01	DIF MUNICIPAL	676,551.63	-27,441.69	649,109.94	0.00	649,109.94	710,360.94	0.00
<b>12</b>	<b>OBRA PUBLICA E INVERSION</b>	<b>4,000,000.00</b>	<b>-4,000,000.00</b>	<b>0.00</b>	<b>0.00</b>	<b>0.00</b>	<b>0.00</b>	<b>0.00</b>
12 01	OBRA PUBLICA	4,000,000.00	-4,000,000.00	0.00	0.00	0.00	0.00	0.00
12 01 01	OBRA PUBLICA	4,000,000.00	-4,000,000.00	0.00	0.00	0.00	0.00	0.00
<b>13</b>	<b>DEUDA PUBLICA</b>	<b>106,240.75</b>	<b>20,363.57</b>	<b>126,604.32</b>	<b>0.00</b>	<b>126,604.32</b>	<b>126,604.32</b>	<b>0.00</b>
13 01	DEUDA PUBLICA	106,240.75	20,363.57	126,604.32	0.00	126,604.32	126,604.32	0.00
13 01 01	DEUDA PUBLICA	106,240.75	20,363.57	126,604.32	0.00	126,604.32	126,604.32	0.00
<b>14</b>	<b>TRANSFERENCIAS, SUBSIDIOS Y AYUDAS</b>	<b>16,666.66</b>	<b>6,383.34</b>	<b>23,050.00</b>	<b>0.00</b>	<b>23,050.00</b>	<b>25,550.00</b>	<b>0.00</b>
14 03	AYUDAS	16,666.66	6,383.34	23,050.00	0.00	23,050.00	25,550.00	0.00
14 03 01	AYUDAS SOCIALES A PERSONAS	16,666.66	6,383.34	23,050.00	0.00	23,050.00	25,550.00	0.00

**TOTAL DEL GASTO:**

**11,904,552.52 -3,848,418.04 8,056,134.48 -3,870.87 8,758,004.20 8,187,880.35 -701,869.72**




**MUNICIPIO DE COQUIMATLAN, COL.**  
**Sistema Integral de Contabilidad Gubernamental**  
**ESTADO ANALITICO DEL EJERCICIO DEL PRESUPUESTO DE EGRESOS**  
 Clasificación Administrativa

**DEL 1 DE ENERO AL 31 DE JULIO DE 2023**

Análisis por: Clasificación Administrativa

Clave Presupuestaria	Descripción	Aprobado Ene-Jul	Ampliaciones / (Reducciones) Ene-Jul	Modificado Ene-Jul	DpC Ene-Jul	Devengado Ene-Jul	Pagado Ene-Jul	Subejercicio Ene-Jul
<b>01</b>	<b>REGIDORES</b>	<b>1,865,116.82</b>	<b>-26,150.00</b>	<b>1,838,966.82</b>	<b>0.00</b>	<b>1,838,966.82</b>	<b>1,836,716.82</b>	<b>0.00</b>
01 01	REGIDORES	1,865,116.82	-26,150.00	1,838,966.82	0.00	1,838,966.82	1,836,716.82	0.00
01 01 01	DESPACHO DE REGIDORES	1,865,116.82	-26,150.00	1,838,966.82	0.00	1,838,966.82	1,836,716.82	0.00
<b>02</b>	<b>PRESIDENCIA MUNICIPAL</b>	<b>1,712,952.70</b>	<b>-50,229.45</b>	<b>1,662,723.25</b>	<b>0.00</b>	<b>1,662,723.25</b>	<b>1,623,136.35</b>	<b>0.00</b>
02 01	PRESIDENCIA MUNICIPAL	1,712,952.70	-50,229.45	1,662,723.25	0.00	1,662,723.25	1,623,136.35	0.00
02 01 01	DESPACHO DE PRESIDENCIA	982,781.01	103,805.83	1,086,586.84	0.00	1,086,586.84	1,046,999.94	0.00
02 01 02	SECRETARIA PARTICULAR	730,171.69	-154,035.28	576,136.41	0.00	576,136.41	576,136.41	0.00
<b>03</b>	<b>SECRETARIA DEL H AYUNTAMIENTO</b>	<b>5,354,459.52</b>	<b>-292,974.09</b>	<b>5,061,485.43</b>	<b>0.00</b>	<b>5,061,485.43</b>	<b>5,034,556.28</b>	<b>0.00</b>
03 01	SECRETARIA DEL H AYUNTAMIENTO	5,354,459.52	-292,974.09	5,061,485.43	0.00	5,061,485.43	5,034,556.28	0.00
03 01 01	DESPACHO DE SECRETARIA DEL H AYUNTAMIENTO	2,440,364.24	-228,830.50	2,211,533.74	0.00	2,211,533.74	2,184,804.59	0.00
03 01 02	DIRECCION DE ASUNTOS JURIDICOS	361,692.79	40,821.15	402,513.94	0.00	402,513.94	402,513.94	0.00
03 01 03	DIRECCION DE COMUNICACION SOCIAL	381,000.63	-34,837.59	346,163.04	0.00	346,163.04	346,163.04	0.00
03 01 04	DIRECCION DE CULTURA	427,338.30	-10,067.60	417,270.70	0.00	417,270.70	417,270.70	0.00
03 01 05	DIRECCION DE DEPORTES	770,155.05	38,800.28	808,955.33	0.00	808,955.33	808,755.33	0.00
03 01 08	JUNTA MUNICIPAL DE PUEBLO JUAREZ	850,708.51	-98,859.83	751,848.68	0.00	751,848.68	751,848.68	0.00
03 01 09	COMISARIAS MUNICIPALES	123,200.00	0.00	123,200.00	0.00	123,200.00	123,200.00	0.00
<b>04</b>	<b>OFICIALIA MAYOR</b>	<b>14,900,703.18</b>	<b>-2,637,476.93</b>	<b>12,263,226.25</b>	<b>5,150.99</b>	<b>12,258,075.26</b>	<b>11,737,718.04</b>	<b>5,150.99</b>
04 01	OFICIALIA MAYOR	14,900,703.18	-2,637,476.93	12,263,226.25	5,150.99	12,258,075.26	11,737,718.04	5,150.99
04 01 01	DESPACHO DE OFICIALIA MAYOR	5,830,355.41	62,491.00	5,892,846.41	5,150.99	5,887,695.42	5,872,015.56	5,150.99
04 01 03	DEPARTAMENTO DE RECURSOS HUMANOS	8,865,387.16	-2,698,973.12	6,166,414.04	0.00	6,166,414.04	5,661,736.68	0.00
04 01 05	DEPARTAMENTO DE INFORMATICA	204,960.61	-994.81	203,965.80	0.00	203,965.80	203,965.80	0.00
<b>05</b>	<b>TESORERIA MUNICIPAL</b>	<b>4,136,686.18</b>	<b>-349,177.76</b>	<b>3,787,508.42</b>	<b>0.00</b>	<b>3,787,508.42</b>	<b>3,776,099.62</b>	<b>0.00</b>
05 01	TESORERIA MUNICIPAL	4,136,686.18	-349,177.76	3,787,508.42	0.00	3,787,508.42	3,776,099.62	0.00
05 01 01	DESPACHO DE TESORERIA MUNICIPAL	3,485,663.17	-353,246.23	3,132,416.94	0.00	3,132,416.94	3,121,008.14	0.00
05 01 02	DIRECCION DE INGRESOS	138,081.36	40,039.56	178,120.92	0.00	178,120.92	178,120.92	0.00
05 01 03	DIRECCION DE EGRESOS Y CONTABILIDAD	284,579.45	6,511.21	291,090.66	0.00	291,090.66	291,090.66	0.00
05 01 04	DIRECCION DE CATASTRO	228,362.20	-42,482.30	185,879.90	0.00	185,879.90	185,879.90	0.00
<b>06</b>	<b>CONTRALOR MUNICIPAL</b>	<b>185,397.22</b>	<b>-3,500.00</b>	<b>181,897.22</b>	<b>6.00</b>	<b>181,891.22</b>	<b>181,891.22</b>	<b>6.00</b>
06 01	CONTRALOR MUNICIPAL	185,397.22	-3,500.00	181,897.22	6.00	181,891.22	181,891.22	6.00
06 01 01	DESPACHO DEL CONTRALOR MUNICIPAL	185,397.22	-3,500.00	181,897.22	6.00	181,891.22	181,891.22	6.00
<b>07</b>	<b>DIRECCION DE OBRAS PUBLICAS, DESARROLLO URBANO Y ECOLOGIA</b>	<b>1,523,129.00</b>	<b>6,295,204.04</b>	<b>7,818,333.04</b>	<b>-</b>	<b>5,704,068.18</b>	<b>5,638,184.71</b>	<b>2,114,264.</b>
07 01	DIRECCION DE OBRAS PUBLICAS, DESARROLLO URBANO Y ECOLOGIA	1,523,129.00	6,295,204.04	7,818,333.04	-	5,704,068.18	5,638,184.71	2,114,264.
07 01 01	DESPACHO DE LA DIRECCION DE OBRAS PUBLICAS, DESARROLLO URBANO Y ECOLOGIA	1,523,129.00	-362,022.74	1,161,106.26	0.00	1,161,106.26	1,159,106.26	0.00
07 01 02	DEPARTAMENTO DE OBRAS PUBLICAS	0.00	6,657,226.78	6,657,226.78	-	4,542,961.92	4,479,078.45	2,114,264.



**MUNICIPIO DE COQUIMATLAN, COL.**  
Sistema Integral de Contabilidad Gubernamental  
**ESTADO ANALITICO DEL EJERCICIO DEL PRESUPUESTO DE EGRESOS**

Clasificación Administrativa

**DEL 1 DE ENERO AL 31 DE JULIO DE 2023**

Análisis por: Clasificación Administrativa

Clave Presupuestaria	Descripción	UP-UR-UE	Aprobado Ene-Jul	Ampliaciones / (Reducciones) Ene-Jul	Modificado Ene-Jul	DpC Ene-Jul	Devengado Ene-Jul	Pagado Ene-Jul	Subejercicio Ene-Jul
<b>08</b>	<b>DIRECCION DE SERVICIOS PUBLICOS</b>		<b>10,955,373.32</b>	<b>-545,386.54</b>	<b>10,409,986.78</b>	<b>0.00</b>	<b>10,409,986.78</b>	<b>10,196,129.84</b>	<b>0.00</b>
08 01	DIRECCION DE SERVICIOS PUBLICOS		10,955,373.32	-545,386.54	10,409,986.78	0.00	10,409,986.78	10,196,129.84	0.00
08 01 01	DESAPACHO DE LA DIRECCION DE SERVICIOS PUBLICOS		10,825,268.56	-724,810.55	10,100,458.01	0.00	10,100,458.01	9,886,601.07	0.00
08 01 03	DEPARTAMENTO DE PARQUES Y JARDINES		50,227.94	187,875.49	238,103.43	0.00	238,103.43	238,103.43	0.00
08 01 04	DEPARTAMENTO DE RASTRO MUNICIPAL		4,200.00	6,535.36	10,735.36	0.00	10,735.36	10,735.36	0.00
08 01 06	DEPARTAMENTO DE PANTEON		75,676.82	-14,986.84	60,689.98	0.00	60,689.98	60,689.98	0.00
<b>09</b>	<b>DIRECCION DE SEGURIDAD PUBLICA, TRANSITO Y VIALIDAD</b>		<b>9,940,442.64</b>	<b>-421,884.72</b>	<b>9,518,557.92</b>	<b>0.00</b>	<b>9,518,557.92</b>	<b>9,477,021.08</b>	<b>0.00</b>
09 01	DIRECCION DE SEGURIDAD PUBLICA, TRANSITO Y VIALIDAD		9,940,442.64	-421,884.72	9,518,557.92	0.00	9,518,557.92	9,477,021.08	0.00
09 01 01	SEGURIDAD PUBLICA, TRANSITO Y VIALIDAD		9,940,442.64	-421,884.72	9,518,557.92	0.00	9,518,557.92	9,477,021.08	0.00
<b>10</b>	<b>DIRECCION DE DESARROLLO MUNICIPAL</b>		<b>1,115,753.90</b>	<b>14,951.99</b>	<b>1,130,705.89</b>	<b>0.00</b>	<b>1,130,705.89</b>	<b>1,130,705.89</b>	<b>0.00</b>
10 01	DIRECCION DE DESARROLLO MUNICIPAL		1,115,753.90	14,951.99	1,130,705.89	0.00	1,130,705.89	1,130,705.89	0.00
10 01 01	DESAPACHO DE LA DIRECCION DE DESARROLLO MUNICIPAL		410,904.37	-6,875.70	404,028.67	0.00	404,028.67	404,028.67	0.00
10 01 02	DEPARTAMENTO DE PLANEACION		635,757.49	21,827.69	657,585.18	0.00	657,585.18	657,585.18	0.00
10 01 04	DEPARTAMENTO DE DESARROLLO RURAL		69,092.04	0.00	69,092.04	0.00	69,092.04	69,092.04	0.00
<b>11</b>	<b>ORGANISMOS PUBLICOS DESCENTRALIZADOS</b>		<b>4,735,861.41</b>	<b>-189,227.64</b>	<b>4,546,633.77</b>	<b>0.00</b>	<b>4,546,633.77</b>	<b>4,369,677.96</b>	<b>0.00</b>
11 01	ORGANISMOS PUBLICOS DESCENTRALIZADOS		4,735,861.41	-189,227.64	4,546,633.77	0.00	4,546,633.77	4,369,677.96	0.00
11 01 01	DIF MUNICIPAL		4,735,861.41	-189,227.64	4,546,633.77	0.00	4,546,633.77	4,369,677.96	0.00
<b>12</b>	<b>OBRA PUBLICA E INVERSION</b>		<b>12,500,000.00</b>	<b>-</b>	<b>0.00</b>	<b>0.00</b>	<b>0.00</b>	<b>0.00</b>	<b>0.00</b>
12 01	OBRA PUBLICA		12,500,000.00	-12,500,000.00	0.00	0.00	0.00	0.00	0.00
12 01 01	OBRA PUBLICA		12,500,000.00	-12,500,000.00	0.00	0.00	0.00	0.00	0.00
<b>13</b>	<b>DEUDA PUBLICA</b>		<b>717,475.21</b>	<b>164,070.11</b>	<b>881,545.32</b>	<b>0.00</b>	<b>881,545.32</b>	<b>881,545.32</b>	<b>0.00</b>
13 01	DEUDA PUBLICA		717,475.21	164,070.11	881,545.32	0.00	881,545.32	881,545.32	0.00
13 01 01	DEUDA PUBLICA		717,475.21	164,070.11	881,545.32	0.00	881,545.32	881,545.32	0.00
<b>14</b>	<b>TRANSFERENCIAS, SUBSIDIOS Y AYUDAS</b>		<b>116,666.62</b>	<b>71,983.38</b>	<b>188,650.00</b>	<b>0.00</b>	<b>188,650.00</b>	<b>188,650.00</b>	<b>0.00</b>
14 03	AYUDAS		116,666.62	71,983.38	188,650.00	0.00	188,650.00	188,650.00	0.00
14 03 01	AYUDAS SOCIALES A PERSONAS		116,666.62	71,983.38	188,650.00	0.00	188,650.00	188,650.00	0.00

**TOTAL DEL GASTO:**

**69,760,017.72 -10,469,797.6 59,290,220.11 -3,866.28 57,170,798.26 56,072,033.13 2,119,421.85**

8.31

1